




BFM® 'Smiley Face' Hole Punch


The latest addition to the BFM® fitting Tool Release (TR) system is the 'Smiley Face' Tool - a uniquely shaped curved tool that adds an additional level of security to your BFM® fitting system. Screwdrivers and any other make-shift 'tool-release' tool will not fit into the 'smiley face' tool release hole.

To enable the use of the uniquely shaped 'Smiley Face' tool, BFM® have developed a Smiley Face Hole Punch that will enable you to create the 'smiley face' holes into your spigot cuffs in exactly the right position in three easy steps.



Step 1

The BFM® 'Smiley Face' Hole Punch is simply placed on the edge of the BFM® spigot cuff as shown, and manually tightened with the knob.




Step 2

Using a ratchet spanner, the bolt is tightened until the pneumatic punch head pushes through the spigot cuff (this may take a minute to wind tight enough to activate the punch).



Step 3


The bolt is removed and the knob is loosened until the spring-loaded pin on the side can be pushed in to release the tool from the spigot edge, revealing a perfectly formed 'smiley face' shaped hole.



Only the BFM® Smiley Face Tool can be inserted into this hole to release the cuff.

The Smiley Face Hole Punch can be used on any diameter of BFM® fitting spigot.

BFM® Smiley Face Hole Punch



The BFM® Smiley Face Hole Punch comes securely packed in a sturdy case suitable for travelling and taking on site.

RRP: NZ\$4,500
Part No: 10402